

THE **SIDEKICK**
IN-EAR MONITOR

USER MANUAL

MEET YOUR NEW SIDEKICK

Congratulations on acquiring your new Sidekick In-Ear Monitor. You now have the ability to monitor communications completely invisibly and comfortably, without affecting your normal environmental ambience.

To make things easier, we have laid out some tips and guidelines in this manual to make sure you get the most out of The Sidekick.

WHAT'S INCLUDED

The Bubblebee Sidekick comes well equipped and ready to use. The following is included when purchasing your new listening device:

- 1 x The Sidekick In-Ear Monitor
(either Mono L, Mono R, or Stereo variant)
- 1 x Protective carrying case
- 1 x The Satellite eartip (S), for full ambience
- 1 x The Cowbell eartip (M), for medium ambience
- 1 x The Xmas Tree eartip (M), for low ambience
- 1 x The Hippo clothing clip
- 2 x The Filter replacement tool


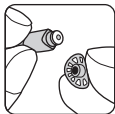

Fitting The Sidekick



Removing The Sidekick



Replacing The Eartip



Available Eartips



The Satellite



The Cowbell



The Xmas Tree

CARE AND MAINTENANCE

Adhering to these guidelines that will ensure you and your Sidekick will have a long and happy relationship:

- Always store The Sidekick in its protective case
- Wipe down your Sidekick after each use and never immerse it/them in water
- Don't expose your Sidekick to temperature extremes or heavy impact.
- In case of poor sound quality due to earwax build-up in the sound bore of the driver tube, replace the filter using The Filter replacement tool. Incorrect fitting using any other tools may result in damage to The Sidekick and will void the warranty
- Moisture in The Sidekick can cause temporary performance issues. Dry your ears completely before inserting The Sidekick. If water or perspiration gets inside The Sidekick, causing it to stop working correctly, allow it to dry out completely before further use. Extended exposure to moisture or submersion will result in permanent damage (not covered by the warranty).

NB INFORMATION

At Bubblebee Industries we are committed to making sound sound better and protecting your hearing!

Please observe the following:

- Do not turn up the volume so loud that you can't hear your surroundings.
- Once The Sidekick is inserted in your ear, start with a low volume and gradually increase it until a comfortable level is reached.
- Ringing in your ears, or any discomfort, can indicate that the level is too high for your ears. We recommend you drop the volume of the audio and take a break.

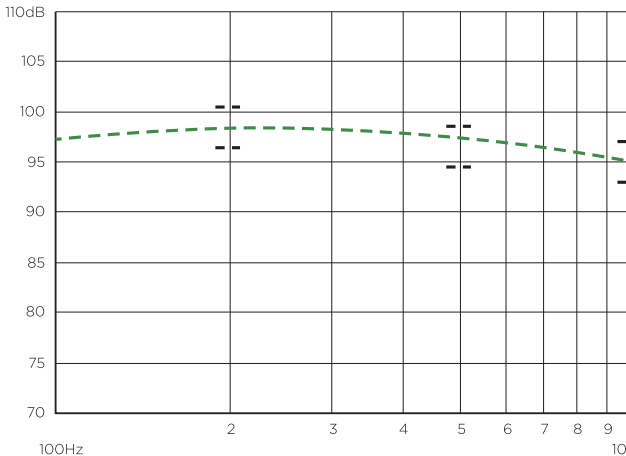
CARING FOR YOUR HEARING

If, after using The Sidekick, you experience muffled hearing, ringing or buzzing, your ears are trying to give you a warning. These symptoms are usually associated with a hearing condition called "Temporary Threshold Shift" and are an indication of conditions that could lead to permanent hearing loss. There are established safety guidelines for sound levels versus exposure. The following data is based on OSHA's (Occupational Safety and Health Administration) exposure guidelines for industry. These guidelines are based on an average hearing sensitivity, so your hearing sensitivity may be above or below the levels:

Maximum Exposure Time	8hr	4hr	2hr	1hr	30min	15min	7,5min
dB Level	85dB	90dB	95dB	100dB	105dB	110dB	115dB

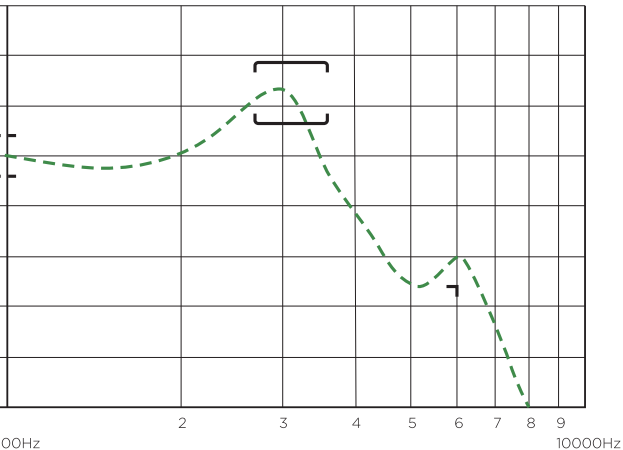
TECHNICAL SPECIFICATIONS

The Sidekick's sensitivity in dB relative to 20 μ Pa for the test conditions shown alongside:



TEST CONDITIONS

Nominal Source Voltage	0.40 Vrms, 0 mA DC Bias
Source Impedance	<1 Ohm
Tubing	10mm [.394"] Long, 1mm [.039"] I.D.
Coupler Cavity	2 cm ³ , Simulated Ansi S3.7 Type HA-3 (IEC-60318-5)



TECHNICAL SPECIFICATIONS (...CONTINUED)

Acoustical sensitivity - The Sidekick will produce the SPL listed in the chart below under test conditions described on the previous page.

Nominal sensitivity at 1kHz is dB relative to 20 μ Pa.
All other values are relative to the sensitivity at 1kHz.

Frequency (Hz)	Minimum	Nominal	Maximum
200	+1.5	+3.5	-5.5
500	-0.5	+1.5	+3.5
1000	-2.0	95.0	+2.0
2250 - 3250	+3.5	+6.5	+9.5
6000	-13.0	---	---

Total Harmonic Distortion - The Sidekick will not exceed the total harmonic distortion (THD) levels listed below:

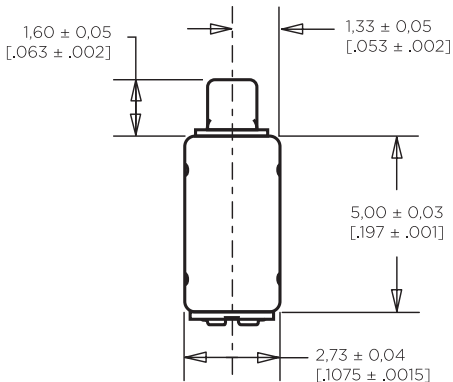
Frequency (Hz)	AC Drive (Vrms)	DC Bias (Vrms)	Limit (%)
920	0.40	0	5
1380	0.40	0	5
920	1.13	0	10

ENVIRONMENTAL CONDITIONS

The Sidekick In-Ear Monitor will function normally under the following temperature conditions.

Operation: Sensitivity will not vary more than
+1 / -3 dB from -17° C to 63° C

Storage: Do not exceed -40° C to 63° C



WARRANTY

PLEASE REGISTER YOUR SIDEKICK AT
www.bubblebeeindustries.com/register

Bubblebee Industries warrants that The Sidekick be free of defects in material or workmanship for a period of 2 years from the date of original retail purchase. During this 2 year warranty period, if your product is found to be defective, Bubblebee Industries will, at its sole discretion, either repair or replace the product with a new or factory reconditioned or subsequent equivalent model.

This limited warranty does not apply to any defects attributable to damage beyond the reasonable control of Bubblebee Industries including, but not limited to damage caused by abuse, misuse, misapplication or modification performed by anyone other than Bubblebee Industries.

Except where prohibited by applicable law, this warranty is non-transferrable and is limited to the original purchaser. This warranty gives you specific legal rights, and you may also have other rights that vary under local laws.

For more information and to contact us for product or warranty support please visit:

www.bubblebeeindustries.com/warranty

ACCESSORIES

The Bubblebee Sidekick In-Ear Monitor has a full range of accessories available so you can customize your sidekick:

Accessory Name	Product ID
The Satellite Eartip - Small - 10	BBI-SSE-10-S
The Satellite Eartip - Medium - 10	BBI-SSE-10-M
The Satellite Eartip - Large - 10	BBI-SSE-10-L
The Cowbell Eartip - Medium - 10	BBI-SCE-10-M
The Cowbell Eartip - Large - 10	BBI-SCE-10-L
The Xmas Tree Eartip - Extra Small - 10	BBI-SXE-10-XS
The Xmas Tree Eartip - Small - 10	BBI-SXE-10-S
The Xmas Tree Eartip - Medium - 10	BBI-SXE-10-M
The Xmas Tree Eartip - Large - 10	BBI-SXE-10-L
The Sidekick Cable - Curly - Clear	BBI-SC-C-CL
The Sidekick Cable - Curly - Brown	BBI-SC-C-BR
The Sidekick Cable - Straight - Clear	BBI-SC-S-CL
The Sidekick Cable - Straight - Brown	BBI-SC-S-BR
The Sidekick Cable - Stereo - Clear	BBI-SC-ST-CL
The Sidekick Cable - Stereo - Brown	BBI-SC-ST-BR
The Hippo Cable Clamp - 2	BBI-HCC-2
The Sidekick Filter - 8	BBI-SKF-8

Contact your local Bubblebee dealer or visit
www.bubblebeeindustries.com

PLEASE REGISTER YOUR SIDEKICK AT
www.bubblebeeindustries.com/register

**MAKING
SOUND
SOUND
BETTER**

BUBBLEBEE
INDUSTRIES

Bubblebee Industries Aps
Bjerringbrovej 143 - 2610 Rødovre - Denmark
Corp.reg.no.: 32888267
www.bubblebeeindustries.com